

18 PARTS DRAWING
KD510H, KD510HS, KD510,
KD510IC, TKD510IC, TKD510H

item no.	(19) PARTS LIST	Description	KD510 Part No.	QTY	KD510C Part No.	QTY	KD510H Part No.	QTY	KD510HS Part No.	QTY	TKD510C Part No.	QTY	TKD510H Part No.	QTY
1		TURF QUICK DEBRIS BAG (service)	890305	1	890305	1	890305	1	890305	1	890307	1	890307	1
2		THROTTLE	850270	1	850270	1	850270	1	850270	1	850270	1	850270	1
3														
4		NUT LOCK (1/4 - 20)	*8160001	8	*8160001	8	*8160001	8	*8160001	8	*8160001	8	*8160001	8
5		SCREW CAP (1/4 - 20 x 1-1/2 HEX)	*8041008	4	*8041008	4	*8041008	4	*8041008	4	*8041008	5	*8041008	5
6		HANDLE ASS'Y (incl. items 4(5),5(5),11(2),75(2),76)	900054	1	900054	1	900054	1	900054	1	900056	1	900056	1
7		AXLE HEIGHT ADJUST	890389	1	890389	1	890389	1	890389	1	890389	1	890389	1
8		SCREW HANDLE 5/16 - 18 x 2-1/4	*900547	2	*900547	2	*900547	2	*900547	2	*900547	2	*900547	2
9		CLAMP CABLE 1" I.D.	900813	2	900813	2	900813	2	900813	2	900813	2	900813	2
10		SCREW CAP 1/4 - 20 x 1 3/4	*8041009	1	*8041009	1	*8041009	1	*8041009	1	*8041009	1	*8041009	1
11		BAR BAG SUPPORT	900039	2	900039	2	900039	2	900039	2	900039	2	900039	2
12		DOOR EXHAUST ASS'Y (incl. item 62)	890148	1	890148	1	890148	1	890148	1	890148	1	890148	1
13														
14		BOLT-CARRIAGE 1/4x3/4	*8024021	2	*8024021	2	*8024021	2	*8024021	2	*8024021	6	*8024021	6
16		WASHER 1/4 FC ZP	*8171002	2	*8171002	2	*8171002	2	*8171002	2	*8171002	2	*8171002	2
17														
18		BRACKET - HEIGHT ADJUSTMENT	900932	1	900932	1	900932	1	900932	1	900932	1	900932	1
19														
20		SPRING	900136	1	900136	1	900136	1	900136	1	900136	1	900136	1
21		TIRE - ONLY (PER ASSY)	900507	1	900507	1	900507	1	900507	1	900507	1	900507	1
22		PIN - HAIR COTTER	900471	1	900471	1	900471	1	900471	1	900471	1	900471	1
23		ROD SHORT HEIGHT ADJUSTMENT	890110	1	890110	1	890110	1	890110	1	890110	1	890110	1
24		BOLT - CARRIAGE 5/16 - 18 x 4 1/2	*8024054	4	*8024054	4	*8024054	4	*8024054	4	*8024054	4	*8024054	4
25														
26		NUT LOCK 5/16 - 18 HEX	*8160002	4	*8160002	4	*8160002	4	*8160002	6	*8160002	4	*8160002	4
27		HANDLE LOWER KD510	890346	1	890346	1	890346	1	890346	1	890346	1	890346	1
28		PLATE HANDLE SUPPORT	900933	1	900933	1	900933	1	900933	2	900933	1	900933	1
29		LABEL DANGER CUT FINGER	400424	2	400424	2	400424	2	400424	2	400424	2	400424	2
30		WASHER FLAT CUT 5/16	*8171003	2	*8171003	2	*8171003	2	*8171003	2	*8171003	2	*8171003	2
31														
32		HUBCAP 1/2 WASHER	900927	4	900927	4	900927	4	900927	4	900927	4	900927	4
33														
34		WHEEL ASS'Y (incl. items 21)	900509	4	900509	4	900509	4	900509	4	900509	4	900509	4
35		WASHER 0.75 "C"	900997	1-0	900997	1-0	900997	1-0	900997	1-0	900997	1-0	900997	1-0
36														
37		SCREW SM 1/4x3/4 TYPE A							*8122082	4				
38		PLATE SKID (incl. items 78)							890413	1				
39														
40		SCREW CAP 1/4 - 20 x 1 - 1/4	*8041007	4	*8041007	4	*8041007	4	*8041007	4	*8041007	6	*8041007	6
41														
42		SCREW SELF TAPPING 10 - 24 x 1/2	*8123086	1	*8123086	1	*8123086	1	*8123086	1	*8123086	1	*8123086	1
43		NOZZLE MAINFRAME ASS'Y (incl. one of items 29,44,42)	890391	1	890391	1	890391	1	890391	1	890391	1	890391	1
44		PLUG	900146	1	900146	1	900146	1	900146	1	900146	1	900146	1
45														
46		BLADE CHIPPER	-	-	-	-	-	-	-	-	890101	1	890101	1
47		IMPELLER ASS'Y (incl. items 46, 49, 50, 51, 59, 65, 66, 67)	900215	1	900215	1	900003	1	900003	1	890144	1	890146	1
48		LABEL CHIPPER	-	-	-	-	-	-	-	-	890152	1	890152	1
49		KEY	900162	2	900162	2	900162	2	900162	2	9201060	1	900162	2
50		WASHER LOCK 3/8 TWISTED TOOTH	400502	1	400502	1	400502	1	400502	1	400502	1	400502	1
51		SCREW CAP 3/8 - 24 x 1 (HARDENED)(TORQ.50 FT-LBS)(68N.m)	900154	1	900154	1	900154	1	900154	1	900154	1	900154	1
52		HOUSING ASS'Y (incl. items 12, 14, 15, 16, 86)	890371	1	890371	1	890371	1	890417	1	890371	1	890371	1
53		ENGINE HONDA 5.5 H.P. GXV160 KN12	-	-	-	-	900615	1	900615	1	-	-	900615	1
		ENGINE BRIGGS & STRATTON 5 H.P. QUANTUM	890404	1	-	-	-	-	-	-	-	-	-	-
		ENGINE BRIGGS & STRATTON 5 H.P. QUANTUM IC	-	-	890403	1	-	1	-	1	890403	1	-	-
54														
55														
56		SCREW CAP 3/8 - 1-1/2 TAPTITE	890408	3	890408	3	-	-	-	-	890408	3	-	-
		SCREW CAP 5/16 - 24 x 1"	-	-	-	-	400164	3	400164	3	-	-	400164	3
57		CAP HUB	900486	4	900486	4	900486	4	900486	4	900486	4	900486	4
58		WASHER FLAT 1/2 SAE	*8172011	4	*8172011	4	*8172011	4	*8172011	4	*8172011	4	*8172011	4
59		SCREW SOCKET HD. 5/16 - 18 x 3/4 GR. 8									890103	2	890103	2
60		HT ADJUST ASSY	890110-01	1	890110-01	1	890110-01	1	890110-01	1	890110-01	1	890110-01	1
61		NUT LOCK 1/2 THIN	8161044	4	8161044	4	8161044	4	8161044	4	8161044	4	8161044	4
62		LABEL DANGER FLYING MATERIAL	810736	1	810736	1	810736	1	810736	1	810736	1	810736	1
63		LABEL DO NOT FILL WHEN ENGINE IS HOT	400268	1	400268	1	400268	1	400268	1	400268	1	400268	1
64														
65		NUT KEPS 5/16 - 18	-	-	-	-	-	-	-	-	890104	2	890104	2
66		WASHER SHIM 0.060" (1.52mm)	-	-	-	-	-	-	-	-	890130	0-1	890130	0-1
67		WASHER SHIM 0.020" (0.51mm)	-	-	-	-	-	-	-	-	890131	0-2	890131	0-2
68		PLATE TOP ASS'Y (incl. items 14, 15, 29, 48, 69, 70, 71, 72)	890402	1	890402	1	890402	1	890402	1	890400	1	890400	1
69		GUARD FLAPPER	-	-	-	-	-	-	-	-	890119	2	890119	2
70		PLATE FLAPPER ENTRANCE	-	-	-	-	-	-	-	-	890127	2	890127	2
71		SCREW CAP 1/4 - 20 x 1/2 HWH	890359	15	890359	15	890359	15	890359	15	890359	15	890359	15
72														
73		KNOB WING 5/16 - 18	890108	2	890108	2	890108	2	890108	2	890108	2	890108	2
74		NUT LOCK 5/16 - 18 THIN HT.	*8161041	2	*8161041	2	*8161041	2	*8161041	4	*8161041	2	*8161041	2
75		GRIP HANDLE	400570	2	400570	2	400570	2	400570	2	400570	2	400570	2
76		BRACKET LOPPER LOOP	-	-	-	-	-	-	-	-	890167	1	890167	1
77														

* Denotes standard hardware item that may be purchased locally.

item no.	PARTS LIST Description	KD510 Part No.	QTY	KD510IC Part No.	QTY	KD510H Part No.	QTY	KD510HS Part No.	QTY	TKD510IC Part No.	QTY	TKD510H Part No.	QTY
78	BOLT CARRIAGE 5/16-18x3/4"	-	-	-	-	-	-	8024039	2	-	-	-	-
79	LINE PVC	-	-	-	-	-	-	900732	1	-	-	-	-
80													
81													
82													
83	CONNECTOR BAG QUICK	890176	1	890176	1	890176	1	890176	1	890176	1	890176	1
84	LABEL READ OWNER'S MANUAL	890301	1	890301	1	890301	1	890301	1	890301	1	890301	1
85	TAMPER	-	-	-	-	-	-	-	-	890229	1	-	-
86	LABEL EAR/EYE BREATHING	890254	1	890254	1	890254	1	890254	1	890254	1	890254	1
87													

* Denotes standard hardware item that may be purchased locally.

20

TROUBLESHOOTING

Before Requesting Service Review These Suggestions

Problem	Possible Cause	Solution
Will not vacuum or has poor vacuum performance.	Dirty debris bag. Nozzle height set too high or too low. Hose kit cap missing. Clogged nozzle or exhaust. Excessive quantity of debris.	Clean debris bag. Shake bag clean or wash. Adjust nozzle height. Check for hose kit cap. Unclog nozzle or exhaust (see page 5). Allow air to feed with debris.
Poor chipping performance.	Extremely hard wood. Dull or damaged chipper blade.	Avoid extremely hard wood. Sharpen or replace chipper blade (see page 8).
Engine stalls or labors when chipping.	Feeding branches into chipper too rapidly. Engine service may be required.	Feed branches at a slower rate. Service engine.
Abnormal vibration.	Loose or out of balance impeller or loose engine.	Check impeller and replace if required. Check Engine.
Engine will not start.	Stop switch off (Honda only). Throttle in off position. Engine not in full choke position (Honda only). Out of gasoline. Bad or old gasoline. Spark Plug wire disconnected. Dirty air cleaner. Safety Interlock engaged.	Check stop switches, throttle, choke position and gasoline. Connect spark plug wire. Clean or replace air cleaner. Or contact a qualified service person. Quick Disconnect not fully engaged.
Engine is locked, will not pull over.	Debris locked in chipper blade, hopper or inside impeller. Engine problem.	See page 5, Clearing a clogged chipper hopper. Contact an engine servicing dealer for engine problems.

22.1


Engine Service and Warranty


Contact your nearest engine manufacturer's authorized servicing dealer.

21


Serial Plate

Record your machine model, serial number and date-of-purchase and where purchased





1803 S. Jefferson
P.O. Box 308
Lee's Summit,
MO 64063 / USA
Tel (816) 524-9666
Fax (816) 524-6983



Model Serial No.

Unit (Weight) lbs. kg Engine Power kW rpm

Operator

Purchase Date _____ Purchased from _____

22

WARRANTY PROCEDURE

Please fill in the WARRANTY CARD and send the upper part to Billy Goat. The WARRANTY terms are stated on the lower part which remains with the user. Whenever a Billy Goat Machine is faulty due to a defect in material and / or workmanship, the owner should make a warranty claim as follows:

The Machine should be taken to the dealer from whom it was purchased or to an authorized Billy Goat dealer.

The owner should present the remaining half of the Warranty Registration Card, or, if this is not available, the invoice or receipt.

The Warranty Claim will be filled in by the authorized Billy Goat Dealer, who will send it with the faulty part to Billy Goat headquarters.

The Quality / Service department at Billy Goat headquarters will study the claim and parts and will notify their conclusions.

The decision by the Quality / Service department at Billy Goat headquarters to approve or reject a Warranty claim is final and binding.

Note: To process a Warranty Claim, it is necessary to quote the Model & Serial number who are printed on the Billy Goat Serial Plate.



BILLY GOAT INDUSTRIES INC.
P.O. BOX 308 (1803 S JEFFERSON) LEE'S SUMMIT, MO 64063 / USA
PHONE: 816-524-9666 FAX: 816-524-6983